

m o o o i

## Random Light II

BERTJAN POT

Random Light II transmits a feeling of simplicity, lightness and a touch of magic in a contemporary style. Due to how they're made, each Random Light is unique. They're never completely round, yet always beautifully transparent and delicate.



---

### *Detailing*



The open and random texture of the Random Light plays with shadow while it emits a soft glow.

---

### *Colours*

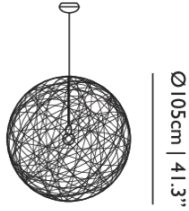
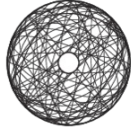
Black

White

# Random Light II / large

## Dimensions

Ø105cm | 41.3"



## Product

**WIDTH** 105cm | 41.3"  
**HEIGHT** 105cm | 41.3"  
**DEPTH** 105cm | 41.3"  
**DIAMETER** 105cm | 41.3"  
**WEIGHT NETTO** 2.5kg | 5.51lbs

## Packaging

**WIDTH** 110cm | 43.3"  
**HEIGHT** 110cm | 43.3"  
**CUBAGE** 1.33m<sup>3</sup> | 47ft<sup>3</sup>  
**LENGTH** 110cm | 43.3"  
**WEIGHT** 13.5kg | 29.76lbs

## Technical CE

### MATERIAL

Sphere from fiberglass with epoxy resin, chromed steel pendant

### ENERGY LABEL

A++ to E

### LIGHTSOURCE TYPE

Incandescent

### LIGHTSOURCE INCLUDED

Yes

### NUMBER OF LIGHTSOURCES

1

### DIAMETER SHADE

105cm | 41.3"

### INPUT VOLTAGE

220-240

### FREQUENCY

50/60

### MAX POWER CONSUMPTION

60W

### DIMMABLE

Yes

### LAMPHOLDER

E27

### RECOMMENDED LIGHTSOURCE

60W MAX type G, 10W LED light included

### LIFETIME

50000 hours

### CABLE COLOUR

Black

### CABLE LENGTH

400cm | 157.5"; 1000cm | 393.7"

### CANOPY

Pebble II Black, ABS

### CRI

90

### LIGHT DIRECTION

All directions

### LIGHT OUTPUT

800 lm

## Technical cULus

**MATERIAL**

Sphere from fiberglass with epoxy resin, chromed steel pendant

**ENERGY LABEL**

A++ to E

**LIGHTSOURCE TYPE**

Incandescent

**LIGHTSOURCE INCLUDED**

Yes

**NUMBER OF LIGHTSOURCES**

1

**DIAMETER SHADE**

105cm | 41.3"

**INPUT VOLTAGE**

110-130

**FREQUENCY**

50/60

**MAX POWER CONSUMPTION**

60W

**DIMMABLE**

Yes

**LAMPHOLDER**

E26

**RECOMMENDED LIGHTSOURCE**

60W MAX type G, 10W LED light included

**LIFETIME**

50000 hours

**CABLE COLOUR**

Black

**CABLE LENGTH**

400cm | 157.5"; 1000cm | 393.7"

**CANOPY**

Pebble II Black, ABS

**CRI**

90

**LIGHT DIRECTION**

All directions

**LIGHT OUTPUT**

800 lm

## Random Light II / medium

### Dimensions

Ø80cm | 31.5"



### Product

**WIDTH** 80cm | 31.5"

**HEIGHT** 80cm | 31.5"

**DEPTH** 80cm | 31.5"

**DIAMETER** 80cm | 31.5"

**WEIGHT NETTO** 1.8kg | 3.97lbs

### Packaging

**WIDTH** 87cm | 34.3"

**HEIGHT** 87cm | 34.3"

**CUBAGE** 0.66m<sup>3</sup> | 23.25ft<sup>3</sup>

**LENGTH** 87cm | 34.3"

**WEIGHT** 5.5kg | 12.13lbs

### Technical CE

**MATERIAL**

Sphere from fiberglass with epoxy resin, chromed steel pendant

**ENERGY LABEL**

A++ to E

**LIGHTSOURCE INCLUDED**

Yes

**DIAMETER SHADE**

80cm | 31.5"

**FREQUENCY**

50/60

**DIMMABLE**

Yes

**RECOMMENDED LIGHTSOURCE**

60W MAX type G, 10W LED light included

**CABLE COLOUR**

Black

**CANOPY**

Pebble II Black, ABS

**LIGHT DIRECTION**

All directions

**LIGHTSOURCE TYPE**

Incandescent

**NUMBER OF LIGHTSOURCES**

1

**INPUT VOLTAGE**

220-240

**MAX POWER CONSUMPTION**

60W

**LAMPHOLDER**

E27

**LIFETIME**

50000 hours

**CABLE LENGTH**

400cm | 157.5"; 1000cm | 393.7"

**CRI**

90

**LIGHT OUTPUT**

800 lm

---

*Technical cULus***MATERIAL**

Sphere from fiberglass with epoxy resin, chromed steel pendant

**ENERGY LABEL**

A++ to E

**LIGHTSOURCE INCLUDED**

Yes

**DIAMETER SHADE**

80cm | 31.5"

**FREQUENCY**

50/60

**DIMMABLE**

Yes

**RECOMMENDED LIGHTSOURCE**

60W MAX type G, 10W LED light included

**CABLE COLOUR**

Black

**CANOPY**

Pebble II Black, ABS

**LIGHTSOURCE TYPE**

Incandescent

**NUMBER OF LIGHTSOURCES**

1

**INPUT VOLTAGE**

110-130

**MAX POWER CONSUMPTION**

60W

**LAMPHOLDER**

E26

**LIFETIME**

50000 hours

**CABLE LENGTH**

400cm | 157.5"; 1000cm | 393.7"

**CRI**

90

**LIGHT DIRECTION**

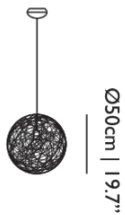
All directions

**LIGHT OUTPUT**

800 lm

*Random Light II / small**Dimensions*

Ø50cm | 19.7"

*Product***WIDTH** 50cm | 19.7"**HEIGHT** 50cm | 19.7"**DEPTH** 50cm | 19.7"**DIAMETER** 50cm | 19.7"**WEIGHT NETTO** 1.2kg | 2.65lbs*Packaging***WIDTH** 51cm | 20.1"**HEIGHT** 53cm | 20.9"**CUBAGE** 0.14m<sup>3</sup> | 4.87ft<sup>3</sup>**LENGTH** 51cm | 20.1"**WEIGHT** 2.5kg | 5.51lbs*Technical CE***MATERIAL**

Sphere from fiberglass with epoxy resin, chromed steel pendant

**ENERGY LABEL**

A++ to E

**LIGHTSOURCE TYPE**

Incandescent

**LIGHTSOURCE INCLUDED**

Yes

**NUMBER OF LIGHTSOURCES**

1

**DIAMETER SHADE**

50cm | 19.7"

**INPUT VOLTAGE**

220-240

**FREQUENCY**

50/60

**MAX POWER CONSUMPTION**

60W

**DIMMABLE**

Yes

**LAMPHOLDER**

E27

**RECOMMENDED LIGHTSOURCE**

60W MAX type G, 10W LED light included

**LIFETIME**

50000 hours

**CABLE COLOUR**

Black

**CABLE LENGTH**

400cm | 157.5"; 1000cm | 393.7"

**CANOPY**

Pebble II Black, ABS

**CRI**

90

**LIGHT DIRECTION**

All directions

**LIGHT OUTPUT**

800 lm

## Technical cULus

### MATERIAL

Sphere from fiberglass with epoxy resin, chromed steel pendant

### ENERGY LABEL

A++ to E

### LIGHTSOURCE TYPE

Incandescent

### LIGHTSOURCE INCLUDED

Yes

### NUMBER OF LIGHTSOURCES

1

### DIAMETER SHADE

50cm | 19.7"

### INPUT VOLTAGE

110-130

### FREQUENCY

50/60

### MAX POWER CONSUMPTION

60W

### DIMMABLE

Yes

### LAMPHOLDER

E26

### RECOMMENDED LIGHTSOURCE

60W MAX type G, 10W LED light included

### LIFETIME

50000 hours

### CABLE COLOUR

Black

### CABLE LENGTH

400cm | 157.5"; 1000cm | 393.7"

### CANOPY

Pebble II Black, ABS

### CRI

90

### LIGHT DIRECTION

All directions

### LIGHT OUTPUT

800 lm

---

## Dimmer

For fluent dimming behaviour we advise a dimmer that is compatible with the following specs.

### DIMMER TYPE

Mains dimmable with compatible light source

Please note the functioning of the dimmer and the power supply combination can never be predicted, it always needs to be tested in practice.

---