




BALL LIGHT
SMALL WALL BRACKET PENDANT ROD, 2008

Polished Brass.
 Pendant rod length to order.

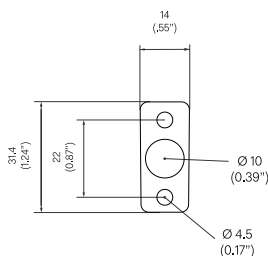


OVERALL DIMENSIONS

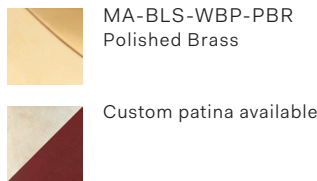


BACKPLATE DIMENSIONS

Mounting screws not included
 6mm countersunk screw recommended



MATERIALS AND FINISHES



BULB SPECIFICATIONS

G9 2W LED Bulb
 250lm / 2700K

PRODUCT SPECIFICATIONS

Input voltage: 120V / 240V
 Maximum wattage: 5W
 120V / 240V dimmable LED triac
 Product weight: 2kg

Please supply required drop length of fixture, measured from the top to the bottom of the fitting at time of order.

Minimum total drop 180mm.
 Maximum total drop 2100mm.

Please allow 25mm tolerance of drop length.

120V version supplied with paintable junction box cover.

CLEANING INSTRUCTIONS

Before cleaning, lighting fixtures must be turned off and unplugged from mains electricity. Whilst cleaning please take care and use the gloves provided.

Polished brass: As the item is unlacquered it will naturally oxidise and darken. Upon touching the items without gloves, fingerprints are likely to occur and leave marks. Use a good quality brass cleaning liquid and follow the product instructions using the extra soft dust cloth. Do not apply pressure on persistent marks. Remove them using repeated gentle motions and by reapplying the brass cleaning liquid.

Opaline Glass: Remove the opaline glass from the product. Using a lightly damp cloth, clean only the outside of the sphere. Only put the glass sphere back on the product once it is fully dry.




BALL LIGHT
LARGE WALL BRACKET PENDANT ROD, 2008

Polished Brass.
 Pendant rod length to order.

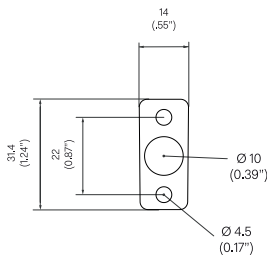


OVERALL DIMENSIONS

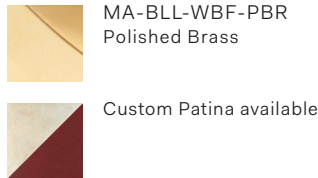


BACKPLATE DIMENSIONS

Mounting screws not included
 6mm countersunk screw recommended



MATERIALS AND FINISHES



BULB SPECIFICATIONS

G9 3.5W LED Bulb
 330lm / 2700K

PRODUCT SPECIFICATIONS

Input voltage: 120V / 240V
 Maximum wattage: 20W
 120V / 240V dimmable LED triac
 Product weight: 3kg

Please supply required drop length of fixture, measured from the top to the bottom of the fitting at time of order.

Minimum total drop 220mm
 Maximum total drop 2135mm

Please allow 25mm tolerance of drop length.

120V version supplied with paintable junction box cover.

CLEANING INSTRUCTIONS

Before cleaning, lighting fixtures must be turned off and unplugged from mains electricity. Whilst cleaning please take care and use the gloves provided.

Polished brass: As the item is unlacquered it will naturally oxidise and darken. Upon touching the items without gloves, fingerprints are likely to occur and leave marks. Use a good quality brass cleaning liquid and follow the product instructions using the extra soft dust cloth. Do not apply pressure on persistent marks. Remove them using repeated gentle motions and by reapplying the brass cleaning liquid.

Opaline Glass: Remove the opaline glass from the product. Using a lightly damp cloth, clean only the outside of the sphere. Only put the glass sphere back on the product once it is fully dry.